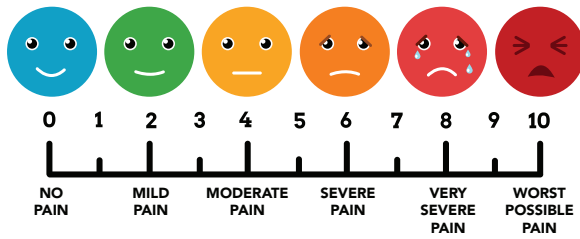
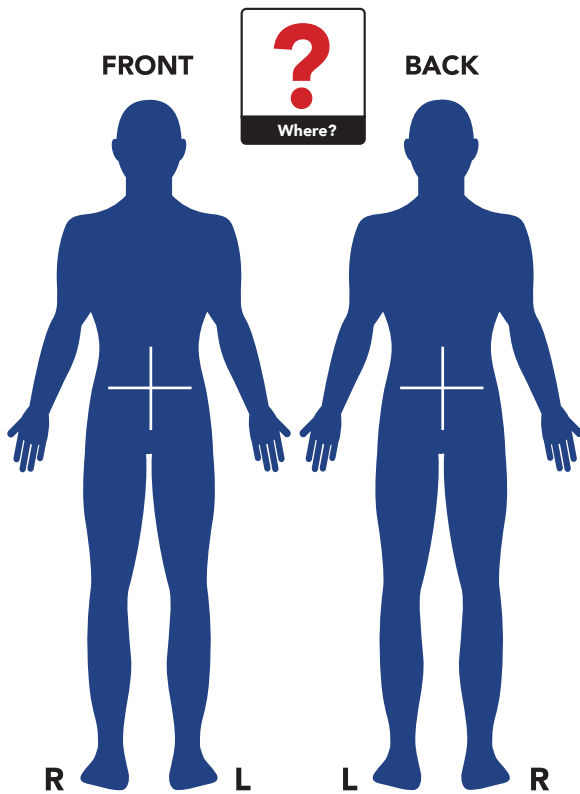


PAIN SYMPTOMS

YOUR LEVEL OF PAIN?



WHERE IS THE PAIN?



Please Note:
In an emergency situation individuals may use behaviors that you could find surprising or misunderstand. Expect to see someone use touch, intense facial expressions, sound, and gesture to communicate. These are all very typical.

FEELING/SYMPTOMS

SHARP PAIN	THROBBING PAIN	DULL PAIN
PRESSURE	SENSITIVE	ONGOING
NUMB	TINGLING	SWELLING
HOT/COLD	BREATHLESS	COUGHING
NAUSEOUS	VOMITING	DIARRHEA
HEADACHE	DIZZY/CONFUSED	FAINT/FALL
BLEEDING	CHOKING	SCARED/UNSAFE

MEDICAL & RECENT HISTORY

BLOOD PRESSURE	HEART DISEASE	DIABETES
STROKE	SEIZURE/EPILEPSY	DROWNING
ASTHMA	ALLERGIES	OXYGEN
PREGNANT	INJURY	SURGERY
MEDICINE	DRUGS	ALCOHOL
EAT/DRINK	SLEEP	EXERCISE/EXERTION
HOSPITAL	AMBULANCE	EMERGENCY CONTACT

TIME / DATE / NUMBERS

HOURS

MINUTES 5 15 30 45

AM PM

NUMBERS: TIME/DAY

1	2	3	4	5	6	7	8	9	10
11	12	13	14	15	16	17	18	19	20
21	22	23	24	25	26	27	28	29	30
31									

When? Morning Afternoon Night

WEEK

S	M	T	W	TH	F	S
---	---	---	---	----	---	---

COMMUNICATION TIPS

When communicating with me, please:

- Get my attention first.
- Make eye contact when you speak.
- Try to repeat, rephrase, write or gesture.
- Minimize number of people asking questions.
- Reduce flashing lights, visual/loud distractions.

Full Communication Access & Transporting:

- Alert receiving staff of communication needs.
- I may need a certified sign language interpreter, captioner, and/or an assistive listening device with my hearing aid or cochlear implant.
- A hearing aid or cochlear implant does NOT allow me to understand everything you say.
- Keep hearing aid/device & battery with patient.
- Service dogs should accompany their owner.

COMMUNICATION PREFERENCE



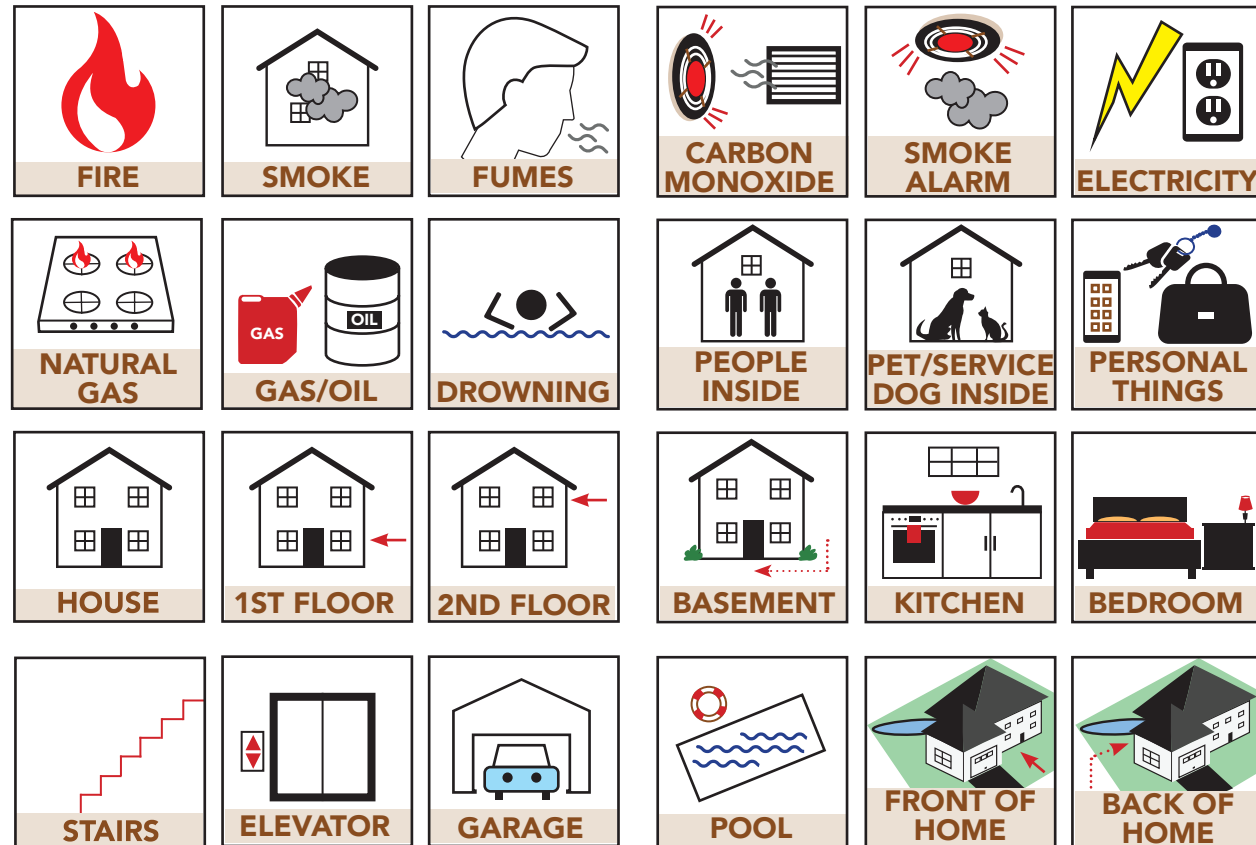
QUICK COMMUNICATION



ALPHABET & NUMBERS

A B C D E F G H I
J K L M N O P Q R
S T U V W X Y Z
0 1 2 3 4 5 6 7 8 9

EMERGENCY SITUATION HOME / WORK



EMERGENCY SITUATION CAR / VEHICLE



EMERGENCY SERVICES CARD

Developed in partnership by:
 The Massachusetts Commission For The
 Deaf And Hard of Hearing, The Depart-
 ment Of Fire Services and The Office of
 Emergency Medical Services.

Disclaimer: This card does not waive the user's
 right to effective communication under the Ameri-
 cans with Disabilities Act (ADA).

For more information or to provide feedback:
 online at www.mass.gov/MCDHH or email at
MCDsafety@mass.gov

Some elements of this tool were used, with
 permission, by the Wisconsin Council on Physical
 Disabilities.